

G-4400

FULL VISION DOOR ALUMINUM FRAME THICKNESS: 1 3/4"



FEATURES AND BENEFITS


A 6 1/4" TUBULAR EXTRUSIONS

- Built with 6 1/4" extrusion at perimeter (top, bottom and double hinge end) for **more structural strength**.
- Less quantity of extrusions provide a **more aesthetic and modern look**. Thus, the windows are bigger to let in maximum light.



B CHOICE OF WINDOWS

- More than 20 types of glass are available for **a look that blends beautifully** with the architectural style of the building.
- Meets all **safety requirements** since most types of glass are offered tempered or non-tempered.




C FLAWLESS FINISH

- **Highly precise finish** of the assembly joints for a more attractive structure.
- Built with thermo windows that **completely cover up the spacer** and the silicone glazing.



COLORS

Standard



White




Anodized



Black

Semi-custom†



Desert Sand / Almond



Sahara



Claystone / Sandstone



Dark Sand / Terrastone



Moka Brown / Brown



Charcoal



Iron Ore



Positive Red




Evergreen

† Semi-custom color doors are coated with an acrylic resin-based liquid painting.


Colors may slightly vary from image.

PANEL CONSTRUCTION

- 1 **1 3/4" (44.5 mm) thick door**
 - Tubular aluminum extrusion (6063 T5), 1/8" (1.6 mm) thick
 - Rigid vinyl (PVC) pane molding
 - Thicker extrusion 1/8" (3.2 mm) at fastening points for more strength
 - 6 1/4" (159 mm) perimeter extrusion (top, bottom and double hinge end)
- 2 **Weatherstripping between sections** efficiently prevents air infiltration.
- 3 **U-shaped tubular bottom weatherstripping** made of thermoplastic elastomer (TPE) ensures the weathertightness of the threshold. Remains flexible and watertight during cold weather, to -62°F (-52°C).
- 4 **Perimeter weatherstripping (jamb and lintel)**
Aluminum extrusion base with double-edge weatherstripping in arctic vinyl.
- 5 **Hinges equally spaced on the door** for a better look.
- 6 **Integral reinforcement strut** for doors 14' (4267 mm) wide and over.



Interior view



Exterior view

IMPORTANT: The full vision door should not be used for insulation properties.

SIZES


		Number of units per section ¹	Widths
Widths In 1" (25 mm) increments	From 4' to 24' (1.2 m to 7.3 m)	2	96" to 111" (2438 mm to 2819 mm)
		3	112" to 147" (2845 mm to 3734 mm)
		4	148" to 194" (3759 mm to 4928 mm)
		5	195" to 230" (4953 mm to 5842 mm)
		6	231" to 264" (5867 mm to 6706 mm)
		7	265" to 288" (6731 mm to 7315 mm)

¹ Contact our Technical Department for the possibility of modifying the number of units per section.

PANELS DESIGNS



Clear Anodized



Clear Anodized with Kick Proof



Clear Anodized with Silver G-5000 panel

HARDWARE

Steel tracks: • 2" (50 mm), 13-gauge or 14-gauge
• 3" (76 mm), 12-gauge

WARRANTIES (LIMITED)

10 years against seal defects on Standard windows
10 years against any perforation of aluminum due to rust
1 year on other door components

GARAGA® 8500 25th Avenue, 1 866 960-2828
St-Georges, QC info@garaga.com
G6A 1K5 Canada garaga.com

WINDOWS²



Clear




White Sandblasted



Black Satin




SuperGrey Tinted



Graylite



Mirorpane



Pinhead

² Some windows are available in 1/8" Single Pane or 1/4" Thermopane in Glass or Acrylic. The option of tempered glass is available in some cases. Contact your Garaga dealer for more details.

**YOUR
GARAGA
DISTRIBUTOR**